



CASE PRESENTATION

ABOUT CASE

A 43 years old Hindu married male patient – living in Jamnagar and working as a farmer was having the complain of pain in right sided knee joint; along with associated complaints of backache, abdominal heaviness, pain in head and numbness of hands.

PERSONAL DATA

Date – 27/06/2019

NAME	□_└→↕h_↕h└→□ □└→□_└→_└→
AGE	43 years
SEX	Male
RELIGION	Hindu
NATIONALITY	Indian
EDUCATION	12 th Standard
OCCUPATION	Farmer
MARITAL STATUS	Married
ADDRESS	Jamnagar





History Of Presenting Complains

HISTORY OF PRESENTING COMPLAINS

(1) Pain In Joints :-

- ❑ Pain in joints – Right side more.
- ❑ Heels Pain.
- ❑ Legs – Fingers get swollen sometimes.
- ❑ Hands – Fingers painful.
- ❑ Knees – Both knees are painful.

HISTORY OF PRESENTING COMPLAINS

(1) Pain In Joints :-

□ODP –

It started before 2 years after the attack of chickengunya or 20 – 25 days.

After that knee pain started.

Heel pain.

Then difficulty in walking started.

□SENSATION –

- *“Knees & heel sajjad thy gya hoy evu lage....chalatu j nathi”.*

□MODALITIES –

- < - Mild pressure, going upstairs, walking.
- > - warm water, sitting, rest.

HISTORY OF PRESENTING COMPLAINS

(2) Pain In Back :-

LOCATION –

- In the centre of the lumbar region on upper side.
- Since 17 – 18 years.

SENSATION –

- Stiffness.
- *“andar badhu sajjad jevu thy gyu che”*.
- *“hoy tyare 1 – 2 divas satat dukhya rakhe ne na hoy tyare na pan hoy”*.

MODALITIES –

- < - standing, sitting, riding vehicle, bending forward.
- > - lying down, pressure.

(3) Abdominal Complaints :-

- Heaviness of abdomen.
- Burning & eructations.
- Since 14 – 15 years.

□ MODALITIES –

- < - spicy food, oily food, outside masala.
- > - bidi, faki.

• HISTORY OF PRESENTING COMPLAINS •

(4) Pain In Head :-

□ LOCATION –

- Occipital region.
- Since 2 – 3 years.

□ SENSATION –

- *“confused thy jau”*.
- *“kaam nu setting barabar na thay”*.
- *“manso nu barabar kri na sakta hoie”*.

□ MODALITIES –

- < - open air.

• HISTORY OF PRESENTING COMPLAINS •

(5) Numbness In Hands :-

- Sometimes in hand, there is numb feeling.
- Today, numbness in left hand and feet.



Presenting Complains

PRESENTING COMPLAINS

NO.	LOCATION WITH EXTENSION, DURATION & FREQUENCY	SENSATION AND PATHOLOGY	MODALITIES AND CAUSATIVE FACTORS	CONCOMITANTS
1.	Locomotor System ↓ Joints ↓ Right side. Since 2 years.	Leg – fingers swollen. Knees – painful. Heels – Painful. Hand – fingers pain, stiffness. Unable to walk.	< - mild pressure, - going upstairs, - walking. > - warm water, - sitting, - rest. A/F – after chickengunya	
2.	Back ↓ Lumbar region ↓ Center & Upper portion. Since 17 – 18 years.	Stiffness. Pain remains for 1 – 2 days & then disappears.	< - standing, - sitting, - tractor riding, - bending forward. > - lying down, - pressure.	

PRESENTING COMPLAINS

NO.	LOCATION WITH EXTENSION, DURATION & FREQUENCY	SENSATION AND PATHOLOGY	MODALITIES AND CAUSATIVE FACTORS	CONCOMITANTS
3.	Alimentary System ↓ Abdomen. Since 14 – 15 years.	Heaviness.	< - spicy food, - oily food, - having outside masala.	
		Burning.		
		Eructions	> - bidi, - faki.	
4.	Head ↓ Occipital region. Since 17 – 18 years.	Confusion, unable to do work.	< - open air.	



Past History

PAST HISTORY

BIRTH

- 1975.

BEFORE 30 YRS

- Lipoma on right side of neck – operated.

IN 5TH – 6TH STD

- Typhoid.

2003

- Lipoma on right side of neck – operated.

1996

- Left fibula fracture – lateral side.....during building construction.

BEFORE 20 YRS

- Headache – occipital region. Severe Had to take rest.

BEFORE 6 -9 YRS

- Malaria (earlier also occurred 3 – 4 times)

BEFORE 2 YRS

- Dengue
- Chickengunya

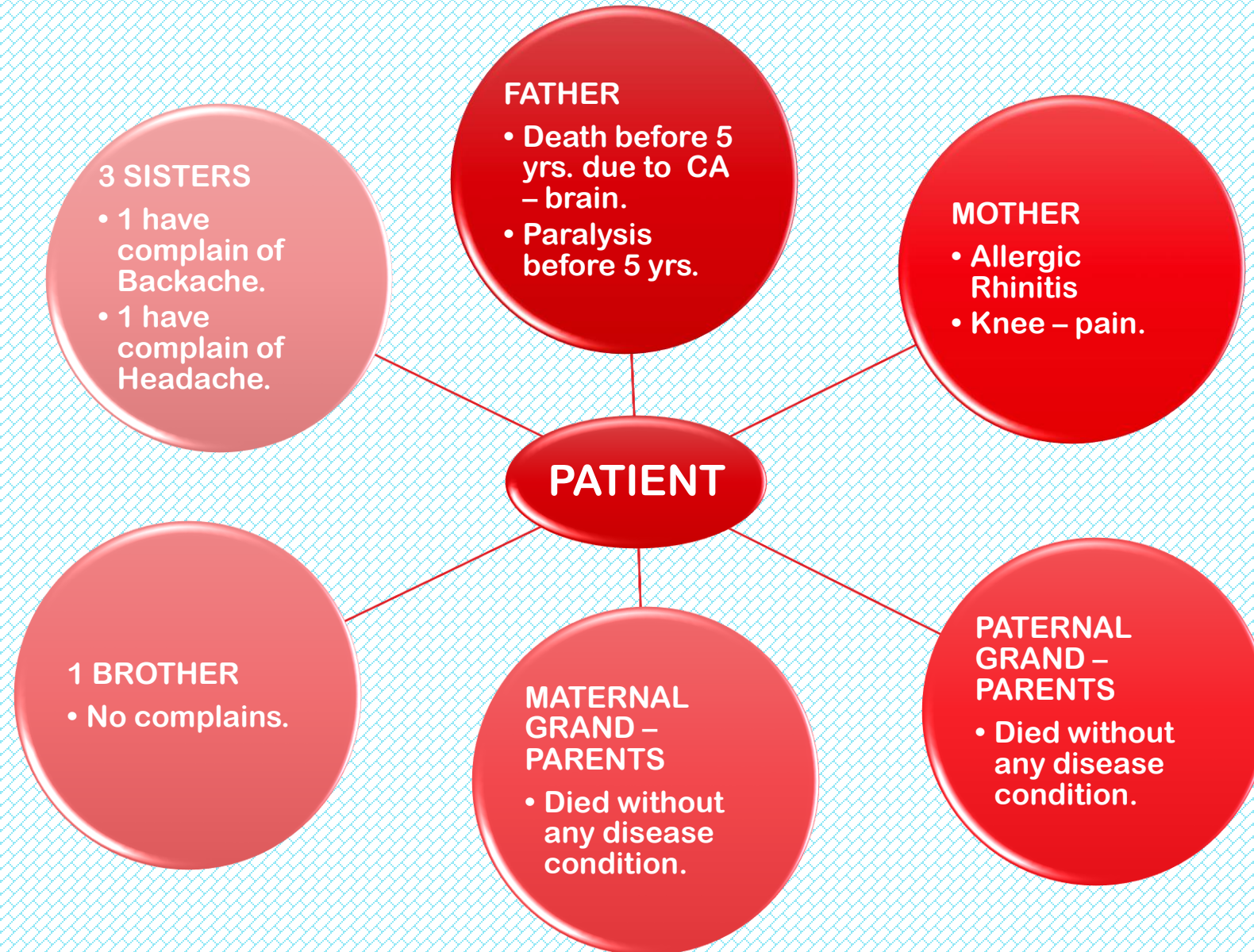
BIKE FALL DOWN

- Accident by cow when was sitting on back of vehicle.
- Accident by auto-rickshaw.



Family History

• FAMILY HISTORY •





Physical Generals

• PHYSICAL GENERALS •

01. THIRST

- Thirsty.
- Even when outside, needs water compulsorily.
- Continuous cold water increases the hoarseness of voice.

02. THERMALS - Hot

NO.	REACTION	WINTER	SUMMER
1.	Number of coverings	1 light and thin	Not required
2.	Fan / A.C.	On slow speed	Compulsorily needed
3.	Water for bathing	Warm	Cold
4.	Liked season	✓	-
5.	Drinks	Cold water	Cold water
6.	Weather	Open air	Open air

• PHYSICAL GENERALS •

03. APPETITE

- 2 – 3 chapattis / time —————> 3 times / day.
- Sometimes perspires while eating.
- No complaints while fasting, but is very hungry esp. in morning after rising up.

04. DESIRE

NO.	DESIRES	MARKS
1.	Spicy	+++
2.	Pepper	+++
3.	Sweet	++
4.	Salt	+++

• PHYSICAL GENERALS •

05. PERSPIRATION

- Profuse perspiration – all over the body.
- Offensive smell from perspiration.
- Staining – White.

06. URINE

- $\frac{D}{N} = \frac{6-7}{0}$
- Colour – Pale yellow.

07. STOOL

- $\frac{D}{N} = \frac{2}{0}$
- Sometimes constipated, > - faki.

• PHYSICAL GENERALS •

08. HABITS

- Tobacco – 15 – 20 times / day.
- Cigarette (bidi) – only when gas is there.

09. SLEEP

- Whenever goes to sleep, can sleep easily.
- Feels sleepy at 10 p.m.
- Position – right sided.
- Activities during sleep – Snoring.
- When has any dream startles and wakes easily, but cannot remember the dream.
- Easily startled during sleep.

• PHYSICAL GENERALS •

10. DREAMS

- **Dreams of snake –**
 - **Kills them every-time, does not leave them; thinking that they will bite somebody while they are working.**
 - **Since last 4 – 5 years, does not kill them; but sees as they are crossing.**
- **Other dreams do not remember.**

11. SIDE - AFFINITY

- **Right - sided.**

12. HANDEDNESS

- **Right - sided.**

• PHYSICAL GENERALS •

13. SPEED

- **Medium – does not run behind just completing the work.**
- **But, if anyone does laziness in work and does it slowly, then he promptly says them to do faster.**

14. SENSES

NO.	SENSES	REACTION
1.	Vision	Since last 1 month, near-sightedness. Headache while reading newspapers.
2.	Hearing	Normal.
3.	Taste	Acute.
4.	Smell	Acute.

• PHYSICAL GENERALS •

15. SENSITIVITY

NO.	SENSES	REACTION
1.	Bright - light	Creates headache
2.	Perfume	Headache.
3.	Dust / smoke	Coryza & sneezing.
4.	Tight - clothing	Congestive feeling.

16. VACCINATION

- Basic all the vaccinations taken which were given by government officials.



Personal History

CHILDHOOD HISTORY

PERSONAL HISTORY

- No irritability
- No anger.
- I was a calmed child.
- I always liked to help every-body since my childhood.
- Father was strict – so when had done something wrong, I had fear of him.



• PERSONAL HISTORY •

SCHOOLING



- Was having good intellect and was good in studies.
- When explained something, grasps very easily.
- Due to 2 younger sisters & no poor economical status for education, could not study after 10th standard.

• PERSONAL HISTORY •

ADOLESCENCE



- Went on work for money requirements to family.
- Then developed his own work in his own land as a farmer.
- During building his own house, did all the constructions by his own and even got the injury due to that.

PERSONAL HISTORY

When was working with his uncle, saw that the worker got bite by snake.



Stayed for 2 – 3 days in hospital with him.



There he got mosquito bites.



Dengue



Since then, had dreams of snakes.



LIFE EDUCATION

• PERSONAL HISTORY •

- Wanted to join army, but grand – father denied & couldn't say anything to him.
- Worked whole life like a donkey to settle everything.
- Achieved everything which I wanted for myself and for my family.
- Never showed his back to hard – work.

• PERSONAL HISTORY •

MARITAL RELATION

- **Good.**
- **Co-operative to each other.**
- **Even helps his wife in her work.**



• PERSONAL HISTORY •

RELATION WITH CHILDREN

- Little strict, but changes his nature with generation.

RELATION WITH FAMILY AND FRIENDS

- Cares about all of them and helps all of them.



Mental Generals

MENTAL GENERALS

ANGER

“koi khotu bole ne to bav j gusso avi jay ane bija ne koi heran kre k tak-tak kre kaam ma to to sahan j na thay”

When someone speaks lie.

When someone irritates me or others or hampers their activity.

Reaction – Speaks to them rudely about not doing so, but doesn't harm anyone.

FEAR

No fear at all.

But sometimes on road, when suddenly a vehicle comes in-front of me, then I become shocked and for a moment get afraid of it.

TENSION

Worried about his son, for his settlement of house & work.

MENTAL GENERALS

EMOTIONAL

Helping in nature.
Soft – hearted
person.

WEEPING

Easily do not cry.
But when cries, cry
in alone.

Because,

*“badha ni same
radva bese to
apdathi nana ane
angat loko ne vadhu
asar thay”.*

BEHAVIOUR

Keeps good with all
in the society.

Shares everything
with all, even with
the family members.

Very much money
conscious as seen
crisis in the family.

Extroverted &
inquisitive.

Stays in his own
thoughts and
worries.

• MENTAL GENERALS •

DECISION

POWER

Strong, but then also confirms with all as all are part of family.

After the death of father, feels as if something or someone is missing or some guidance is missing.



Examination & Investigations

PHYSICAL EXAMINATION

GENERAL EXAMINATION

Un-conscious / conscious	Conscious
Built	Well – built with muscular strengthening.
Complexion	Wheatish complexion.
Pulse	78 / minute
Respiratory rate	18 / minute
Temperature	98.7 ° F
Blood Pressure	122 / 84 mm Hg
Anaemia	Not seen.
Skin	Dirty look.
Nails	Normal.
swelling	Around knee – joint & leg fingers.



PHYSICAL EXAMINATION

LOCAL EXAMINATION


Swelling around –

- Knee – joint (right side).
- Ankle joint.
- Fingers of feet.



LABORATORY INVESTIGATIONS


Uric acid – suggested.



Dr. Sameer Nandani
MD., DCP, LL.B. (Spe.)
Consulting Pathologist

Since
1969

Dr. Vinod Nandani
MD. (Path)
Hon. Pathologist



LABORATORY MEDICINE CENTRE
Pursuing Excellence

Trikon Baug Parking Area's Street, RAJKOT. Lab. Ph. : 2222742 Mo. :98253 99396 E-mail : nandanisameer@yahoo.com GSB IMA LMC APP. LAB. CERTI. No. 326

Dr. Sandip Nandani MD (Radio) - MARUTI DIAGNOSTIC - Opp. 9/A, Manahar Plot, Mangla Road, RAJKOT. Ph. : 2482594

Sr. no. 22
Patient's Name: Prabhubhai Rajpara
Referred by:



Date. 27/04/19
Age: 43 Years
Ph no.

RENAL PROFILE
SAMPLE RECEIVED FROM OUTSIDE

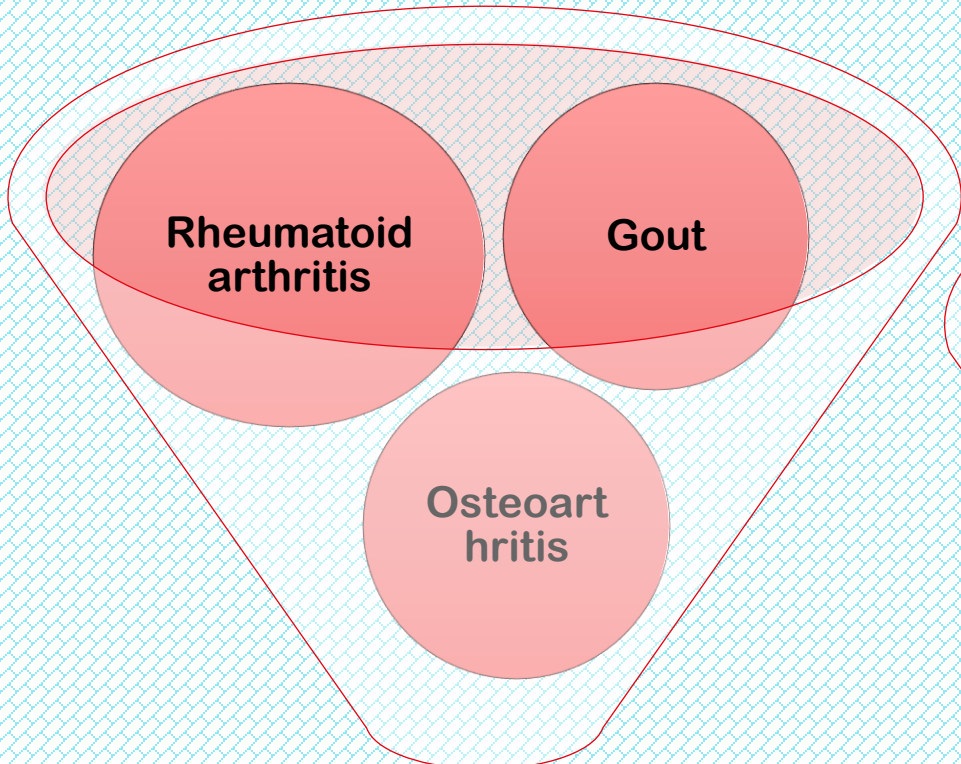
INVESTIGATION	PATIENT'S VALUE	NORMAL RANGE
Uric Acid	: 11.54 mg/dL	3.5 - 7.2 mg/dl (M) 2.6 - 6.0 (F)

LABORATORY INVESTIGATIONS

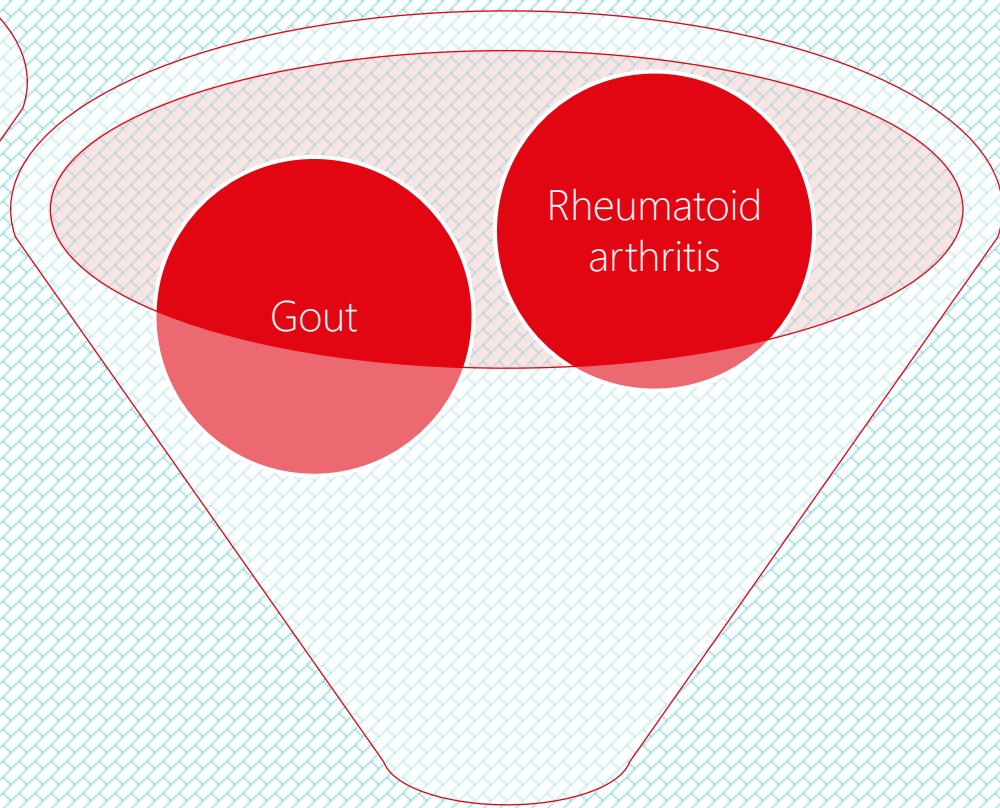


DR. NANDANI LABORATORY		
	Dr. Sameer Nandani MD., DCP, LL.B. (Spe.) Consulting Pathologist	Since 1969
		Dr. Vinod Nandani MD. (Path) Hon. Pathologist
 Pursing Excellence		
Trikon Baug Parking Area's Street, RAJKOT. Lab. Ph. : 2222742 Mo. :98253 99396 E-mail : nandanisameer@yahoo.com GSB IMA LMC APP. LAB. CERTI. No. 326		
Dr. Sandip Nandani MD (Radio) - MARUTI DIAGNOSTIC - Opp. 9/A, Manahar Plot, Mangla Road, RAJKOT. Ph. : 2482594		
Sr. no.	22	Date. 25/05/19
Patient's Name:	Prabhubhai Rajpara	Age: 43 Years
Referred by:		Ph no.
RENAL PROFILE SAMPLE RECEIVED FROM OUTSIDE		
INVESTIGATION	PATIENT'S VALUE	NORMAL RANGE
Uric Acid	: 9.04 mg/dL	3.5 - 7.2 mg/dl (M) 2.6 - 6.0 (F)


• **DIAGNOSIS** •



**DIFFERENTIAL
DIAGNOSIS**



**PROVISIONAL
DIAGNOSIS**



Gout

FINAL DIAGNOSIS



Data Analysis

(1) Analysis Of Case :-

Mental Generals

- Startles easily.
- Stays in his own thoughts.
- Extroverted.
- Anxiety about money.
- Inquisitive.

Physical Generals

- Desires food, hungry especially in morning.
- Thirst at frequent intervals.
- Hot patient.
- Perspiration – white staining.

Physical Particulars

- Stiffness of knee joints.
- Drawing pain in heels.
- Backache of lumbar region with stiffness.
- Headache in occipital region.
- Confusion of head with headache.
- Numbness in hand.

(2) Evaluation Of Symptoms :-

1. Startles easily.++
2. Stays in his own thoughts.++
3. Extroverted.++
4. Anxiety about money.+++
5. Inquisitive.+
6. Perspiration – white staining.++
7. Hungry before breakfast.++
8. Stiffness of knee joints.+++
9. Drawing pain in heels.++
10. Backache of lumbar region with stiffness.+++
11. Headache in occiput region.+
12. Confusion of head with headache.+++
13. Numbness in head.++




Miasmatic Evaluation

• MIASMATIC ANALYSIS •

PSORA - SYCOTIC

MIND	Psora
BODY	Psora – sycotic
PAST HISTORY	Psora
FAMILY HISTORY	Psora, syphilis.





Totality Of Symptoms

• TOTALITY OF SYMPTOMS •

- 1.** Startles easily.
- 2.** Stays in his own thoughts.
- 3.** Extroverted.
- 4.** Anxiety about money.
- 5.** Inquisitive.
- 6.** Perspiration – white staining.
- 7.** Hungry before breakfast.
- 8.** Stiffness of knee joints.
- 9.** Drawing pain in heels.
- 10.** Backache of lumbar region with stiffness.
- 11.** Headache in occiput region.
- 12.** Confusion of head with headache.
- 13.** Numbness in head.



Repertorial Totality & Prescription

REPERTORIAL TOTALITY

This analysis contains 565 remedies and 13 symptoms.
Intensity is considered

			sulph.	phos.	sep.	calc.	petr.	acon.	ign.	con.	nux-v.	agar.	carb-v.	verat.
Sum of symptoms (sort:deg)			1	2	3	4	5	6	7	8	9	10	11	12
			20	19	18	18	17	17	17	17	16	16	16	16
			56	44	50	41	49	46	39	30	47	33	29	28
01. MIND - starting, startled - easily	2	91	3	4	3	1	3	3	4	3	3	1	1	1
02. MIND - absorbed, buried in thought	2	116	4	1	1	1	4	1	1	1	3	1	-	1
03. MIND - extroverted	2	34	3	1	-	-	-	1	1	-	1	-	-	-
04. MIND - anxiety - money matters, about	3	22	-	-	-	-	-	-	1	-	-	-	-	-
05. MIND - inquisitive	1	26	1	-	1	1	-	-	-	-	-	1	1	1
06. PERSPIRATION - staining - white	2	1	-	-	-	-	-	-	-	-	-	-	-	-
07. STOMACH - breakfast - agg. - before	2	44	1	1	4	3	1	-	-	1	3	-	1	-
08. EXTREMITIES - stiffness - general - joints	3	141	4	3	4	3	4	3	2	1	3	3	1	1
09. EXTREMITIES - pain - drawing	2	323	4	4	4	4	4	4	4	4	4	4	4	4
10. BACK - stiffness - painful - lumbar region	3	3	-	-	1	-	-	-	-	-	-	-	-	-
11. HEAD - pain - occiput	1	464	4	4	4	4	4	4	4	4	4	4	4	3
12. MIND - confusion of mind - headache - with	3	46	1	1	-	1	1	3	-	1	-	1	1	1
13. GENERALITIES - numbness, insensibility - parts - single	2	138	3	3	3	3	3	3	3	1	3	2	3	3

PRESCRIPTION

PRESCRIPTION


Rx,

SULPHUR – 200,
1 dose stat....

S.L. – 4 x 3 x 15 days....

ADVICE

- Avoid spicy food.
- Avoid vegetables like cabbage, cauliflower, chillies, etc.





Follow – Up's



FOLLOW - UPS

DATE	COMPLAINTS	PRESCRIPTION
11/07/19	<p>Joints pain - as it is.</p> <p>Back - Stiffness reduced (20%.) - No pain</p> <p>Abdomen - Burning reduced (15-20%.) - Eructations & heaviness.</p> <p>Headache - Can easily concentrate on work.</p> <p>Sleep - sound & refreshing.</p>	<p>Rx, S.L. - 4 x 3 x 15 days.</p>

FOLLOW - UPS

DATE	COMPLAINTS	PRESCRIPTION
27/07/19	<p>Joints pain - reduced (5%) - Swelling also reduced.</p> <p>Back - stiffness reduced (50%) - No pain</p> <p>Abdomen - Burning increased. ⇒ had taken spicy outside food. - Eructations & heaviness.</p> <p>26/07/19 ⇒ Uric acid = 8.64 mg/dL.</p>	<p>Rx, S.L. - 4 x 3 x 15 days.</p>

FOLLOW - UPS

 **DR. NANDANI LABORATORY** 

Dr. Sameer Nandani
MD., DCP, LL.B. (Spe.)
Consulting Pathologist

Dr. Vinod Nandani
MD. (Path)
Hon. Pathologist

Since 1969

Trikon Baug Parking Area's Street, RAJKOT. Lab. Ph. : 2222742 Mo. :98253 99396 E-mail : nandanisameer@yahoo.com GSB IMA LMC APP. LAB. CERTI. No. 326

Dr. Sandip Nandani MD (Radio) - MARUTI DIAGNOSTIC - Opp. 9/A, Manahar Plot, Mangla Road, RAJKOT. Ph. : 2482594

Sr. no. 22
Patient's Name: Prabhuhai Rajpara
Referred by:

Date: 26/07/19
Age: 43 Years
Ph no.

RENAL PROFILE
SAMPLE RECEIVED FROM OUTSIDE

INVESTIGATION	PATIENT'S VALUE	NORMAL RANGE
Uric Acid	: 8.64 mg/dL	3.5 - 7.2 mg/dl (M) 2.6 - 6.0 (F)

NOTE:
1) Serum concentrations of Urea reflects wide variations, since influenced by dietary intake of protein, Fluid intake, State of hydration as well as state of



FOLLOW - UPS

DATE	COMPLAINTS	PRESCRIPTION
10/08/19	<p>Joints pain - reduced (20%) - swelling as it is.</p> <p>Back. - No pain & no stiffness.</p> <p>Abdomen - Burning reduced. - Eructations - rancid, sour after eating once only. - Heaviness not seen - Flatulence and bloating slightly after eating, relieved spontaneously after sometime.</p> <p>Headache - increased due to work load. - was unable to concentrate, since last 3-4 days. - no desire to work.</p>	<p>Rx, SULPHUR – 200, 1 dose stat.... S.L. – 4 x 3 x 15 days....</p>

FOLLOW - UPS

DATE	COMPLAINTS	PRESCRIPTION
02/09/19	<p>31/08/19 ⇒ Uric acid = 7.5 mg/dL.</p> <p>Joints pain - reduced (50%)</p> <p>Abdominal complaints - Reduced (60%).</p> <ul style="list-style-type: none">- No eructations, heaviness.- Slight burning pain after eating, or long fasting (recently seen & noticed when was keeping fasts)	<p>Rx, S.L. - 4 x 3 x 15 days.</p>

FOLLOW - UPS

 **DR. NANDANI LABORATORY** 

Dr. Sameer Nandani
MD., DCP, LL.B. (Spe.)
Consulting Pathologist

Dr. Vinod Nandani
MD. (Path)
Hon. Pathologist

Since 1969

Trikon Baug Parking Area's Street, RAJKOT. Lab. Ph. : 2222742 Mo. :98253 99396 E-mail : nandanisameer@yahoo.com GSB IMA LMC APP. LAB. CERTI. No. 326

Dr. Sandip Nandani MD (Radio) - MARUTI DIAGNOSTIC - Opp. 9/A, Manahar Plot, Mangla Road, RAJKOT. Ph. : 2482594

Sr. no. 22
Patient's Name: Prabhubhai Rajpara
Referred by:

Date. 31/08/19
Age: 43 Years
Ph no.

RENAL PROFILE
SAMPLE RECEIVED FROM OUTSIDE

INVESTIGATION	PATIENT'S VALUE	NORMAL RANGE
Uric Acid	:7.5 mg/dL	3.5 - 7.2 mg/dl (M) 2.6 - 6.0 (F)



Thank You